

ARRIVE EARLY

Plan your trip so that you're at the venue well before the scheduled start of the event. Gates open **one to two hours** before the start of competition at city and Whistler venues. Gates open **four hours** prior to the start of the Opening Ceremony, **three hours** prior to the start of the Closing Ceremony and **two hours** prior to the start of the Victory Ceremonies.

TRAVELLING TO VENUES

In Metro Vancouver, public transit is the best way to go. If you're heading to Whistler, options include commercial motorcoach and rideshare/carpool. Parking for spectators is at the Whistler Paralympic Park spectator parking lots (see map on [page 45](#)).

DRESS APPROPRIATELY

Dress for cold and wet weather — warmly, in layers and in waterproof clothing. Remember to wear suitable footwear as you may have to walk on uneven, snowy or icy surfaces.

HAVE YOUR TICKETS READY

Be sure to have your tickets with you as you must have a valid ticket to enter a venue. Treat your tickets like cash; lost or stolen tickets will not be replaced or refunded.



PREPARE FOR THE SECURITY SCREENING

Avoid taking large bags to the venues. If you are unsure of what you can and cannot bring with you, check the prohibited and restricted items list on [page 26](#).

YOUR PAYMENT OPTIONS

Visa cards and cash are the only methods of payment accepted at Paralympic venues.

ACCESSIBILITY

All venues have been reviewed for accessibility. If you have a specific need, see the nearest staff member for assistance.

BE INFORMED

At the venue, look for wayfinding signage, listen to announcements and read the message boards — this will provide you with the information you need to make the most of your experience. Is there still something you need to know? Don't hesitate to visit our information booths located at each venue.

The background features a stylized landscape with layered blue mountains, white birds in flight, and green rolling hills. A blue sign with a white border is positioned in the foreground, containing the title and a list of venues with page numbers. The sign is tilted slightly to the right.

VENUES

WHISTLER CREEKSIDE 48

WHISTLER PARALYMPIC PARK 52

WHISTLER MEDALS PLAZA 56

VANCOUVER PARALYMPIC CENTRE 60

UBC THUNDERBIRD ARENA 64

BC PLACE 68



Alpine Skiing

WHISTLER CREEKSIDE

GATES OPEN ONE AND A HALF HOURS PRIOR TO THE START OF COMPETITION.

GETTING HERE



From Vancouver

Drive to the Whistler Paralympic Park spectator parking lots. From here take the Paralympic Alpine Express to the venue (see [page 44](#) for information on how to reach the parking lots).



From Whistler

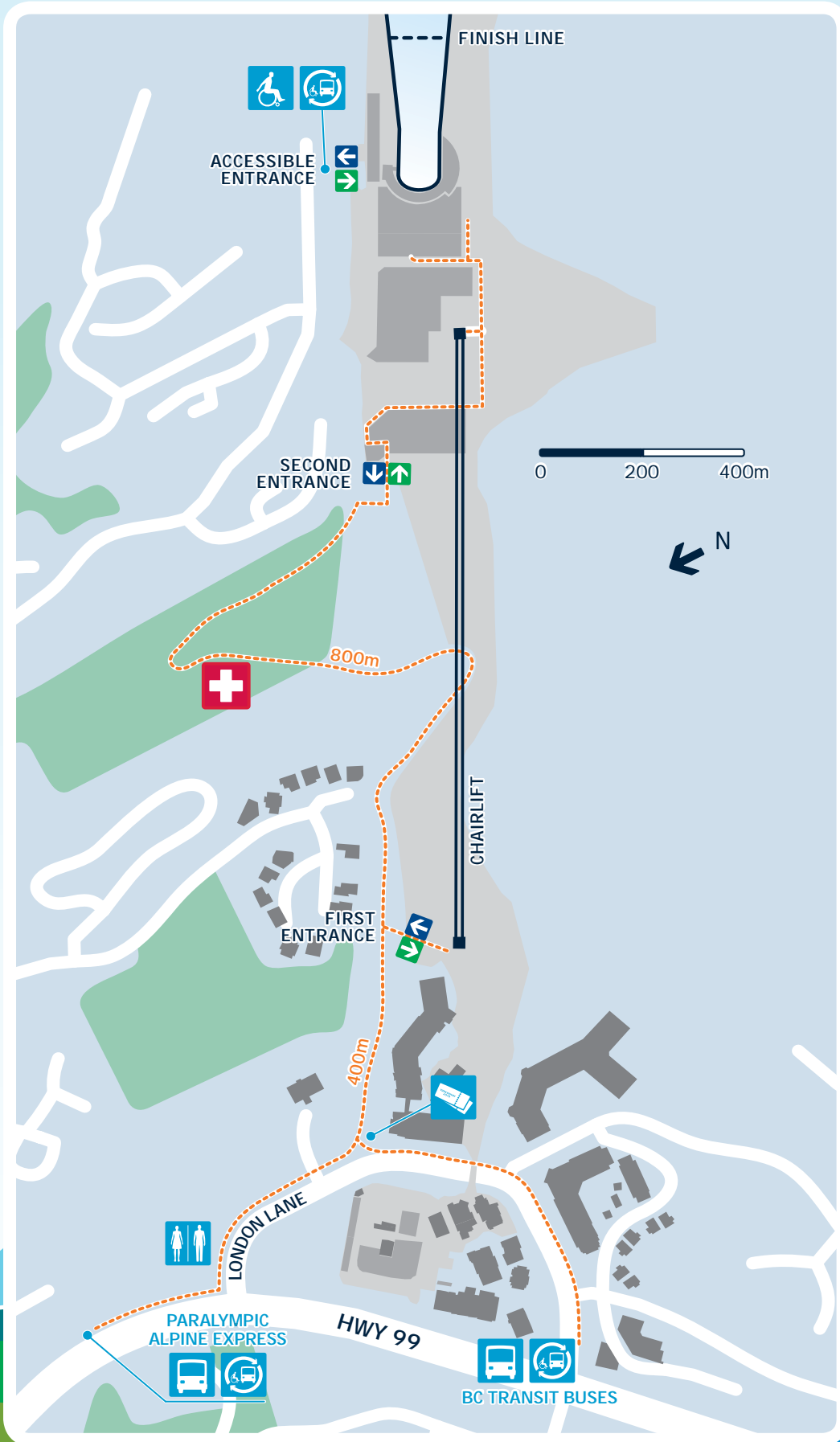
Take BC Transit from the Gondola Transit Exchange in Whistler Village. More bus stops are located along Highway 99.

To reach the first venue entrance, you'll need to walk approximately 400 metres uphill from the transportation drop-off points. From there, to reach the viewing areas, you can choose to either walk another 800 metres uphill on a steep gravel pathway, or take the chairlift.

Choose the first entrance if you wish to take the chairlift up to the viewing areas; take the path to the second entrance if you wish to walk. Signage will be in place to direct you.

It is recommended that you decide ahead of time if you wish to walk or take the chairlift. The chairlift offers accredited individuals loading priority, so there may be long waiting lines to access the lift. If you choose to walk, please make sure you are in good physical condition.







TICKETS

The ticket box office is located at the base of the spectator pathway, on London Lane.

Spectators with category A tickets have the right to general admission grandstand. Spectators with category B tickets are entitled to general admission standing.



INFORMATION

Visit the information booth located in the spectator plaza if you have any questions concerning venue and competition information, tourist information or ticket resolution issues. Lost and found is also located at the information booth.



ACCESSIBILITY

The accessible shuttle will pick up spectators with specific needs from the transportation drop-off points, and bring them to the accessible entrance located approximately 40 metres before the accessible seating area.



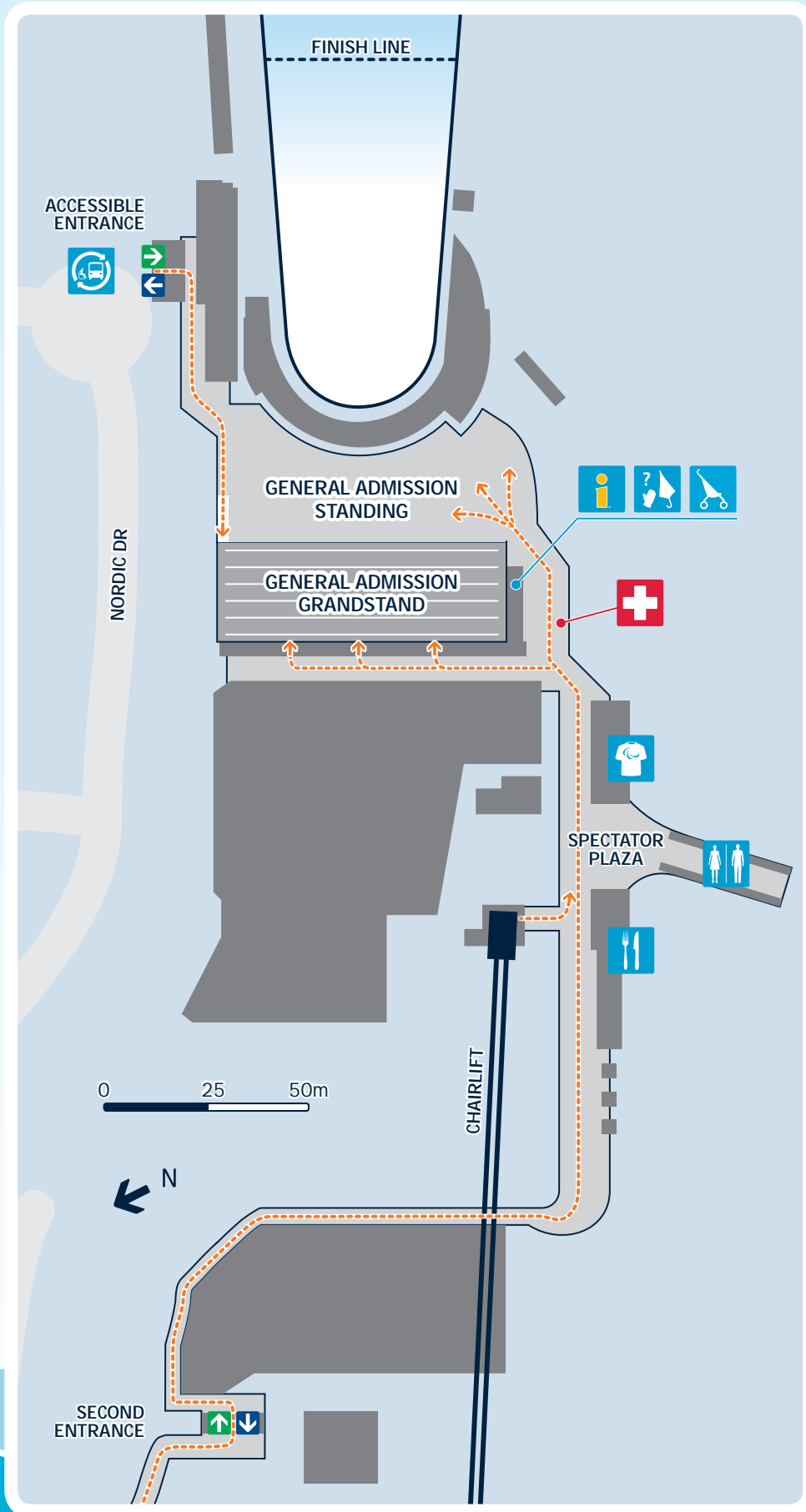
DO

As this venue has no shelter, you could be outside for several hours. Be prepared for extremely cold and wet weather. Dress appropriately — wear layers, and if you have grandstand seating, wear warm pants. Wear appropriate footwear to walk on snow and ice around the venue.

DID YOU KNOW the tiny tailed frogs in Boyd Creek at the Whistler Creekside venue have their own environmental management plan? VANOC surveyed their habitat to minimize disturbance during construction and monitored the frogs as construction progressed. Where the habitat had to be disturbed, VANOC carefully moved the tailed frogs and tadpoles to new homes, 40 metres upstream.

Tip If the lineup for the chairlift is long, you may find it quicker to walk on the pathway to the second entrance. Announcements regarding wait times will be made.







Biathlon

Cross-Country
Skiing

WHISTLER PARALYMPIC PARK

GATES OPEN TWO HOURS PRIOR TO THE START OF COMPETITION.

GETTING HERE



From Vancouver



Drive to the Whistler Paralympic Park spectator parking lots. From here take designated shuttles to the venue (see [page 44](#) for information on how to reach the parking lots).



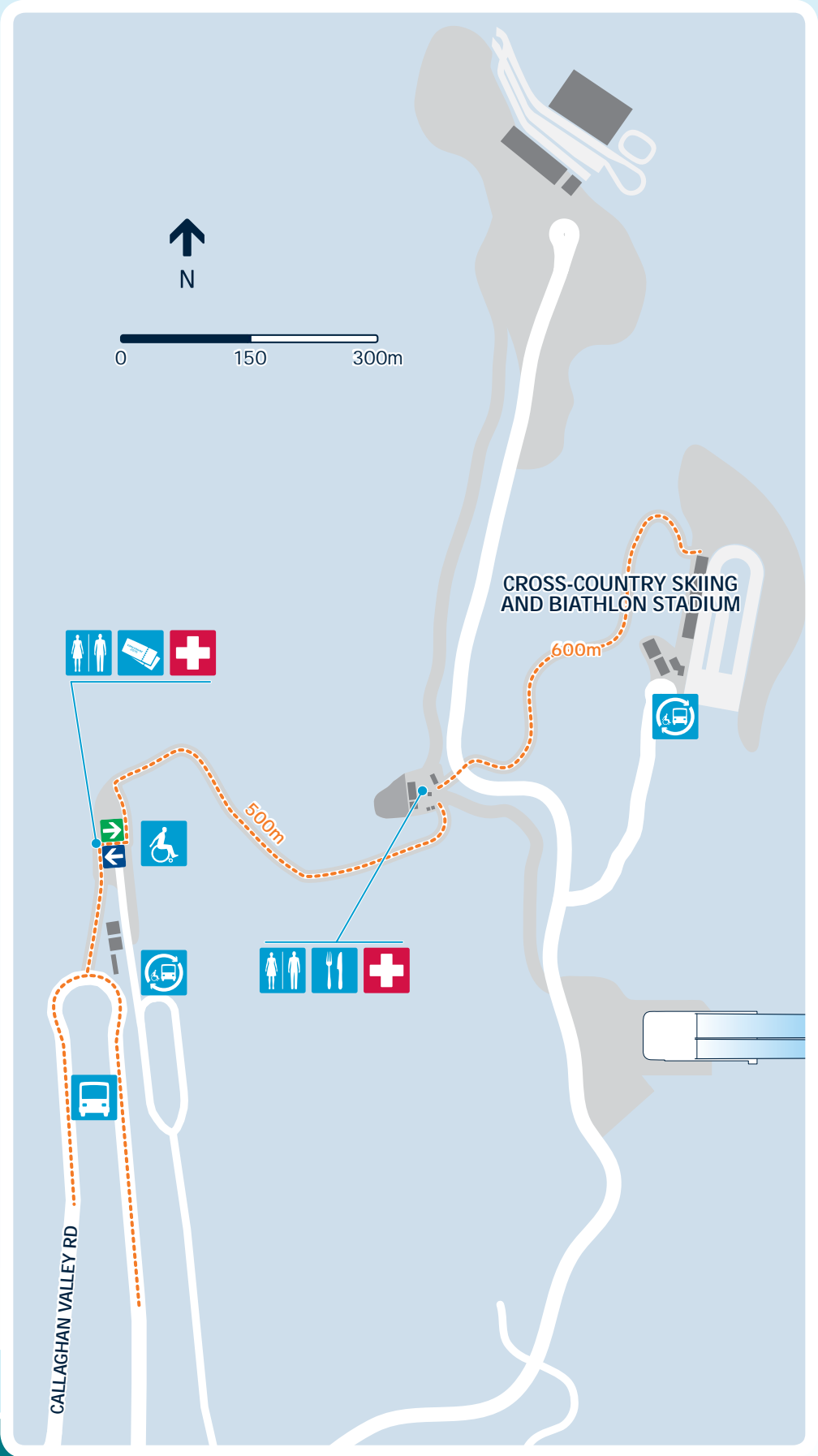
From Whistler

Drive to the Whistler Paralympic Park parking lots. From here take designated shuttles to the venue (see [page 44](#) for information on how to reach the parking lots). **OR** Walk or take public transit to Day Lot #5 in Whistler Village. From here take the Whistler Paralympic Park Express to the venue.

There is no BC Transit to this venue.

DID YOU KNOW that there are 32 Paralympic events taking place at Whistler Paralympic Park? That's half of all Vancouver 2010 Paralympic Winter Games events.







TICKETS

The ticket box office is located between the transportation drop-off point and the entrance of the venue.

Spectators with category A tickets have the right to general admission grandstand. Spectators with category B tickets are entitled to general admission standing.



INFORMATION

Visit the information booth located in the spectator plaza if you have any questions concerning venue and competition information, tourist information or ticket resolution issues. Lost and found is also located at the information booth.



ACCESSIBILITY

Spectators with specific needs will be dropped off at the venue entrance and from there will board the accessible shuttle, which stops approximately 50–75 metres from the spectator plaza of the stadium.



DO

Dress appropriately — wear layers, and if you have grandstand seating, wear warm pants. Wear appropriate footwear to walk on snow and ice around the venue. To access the stadium, you'll be required to walk along a sloped pathway covered with snow.

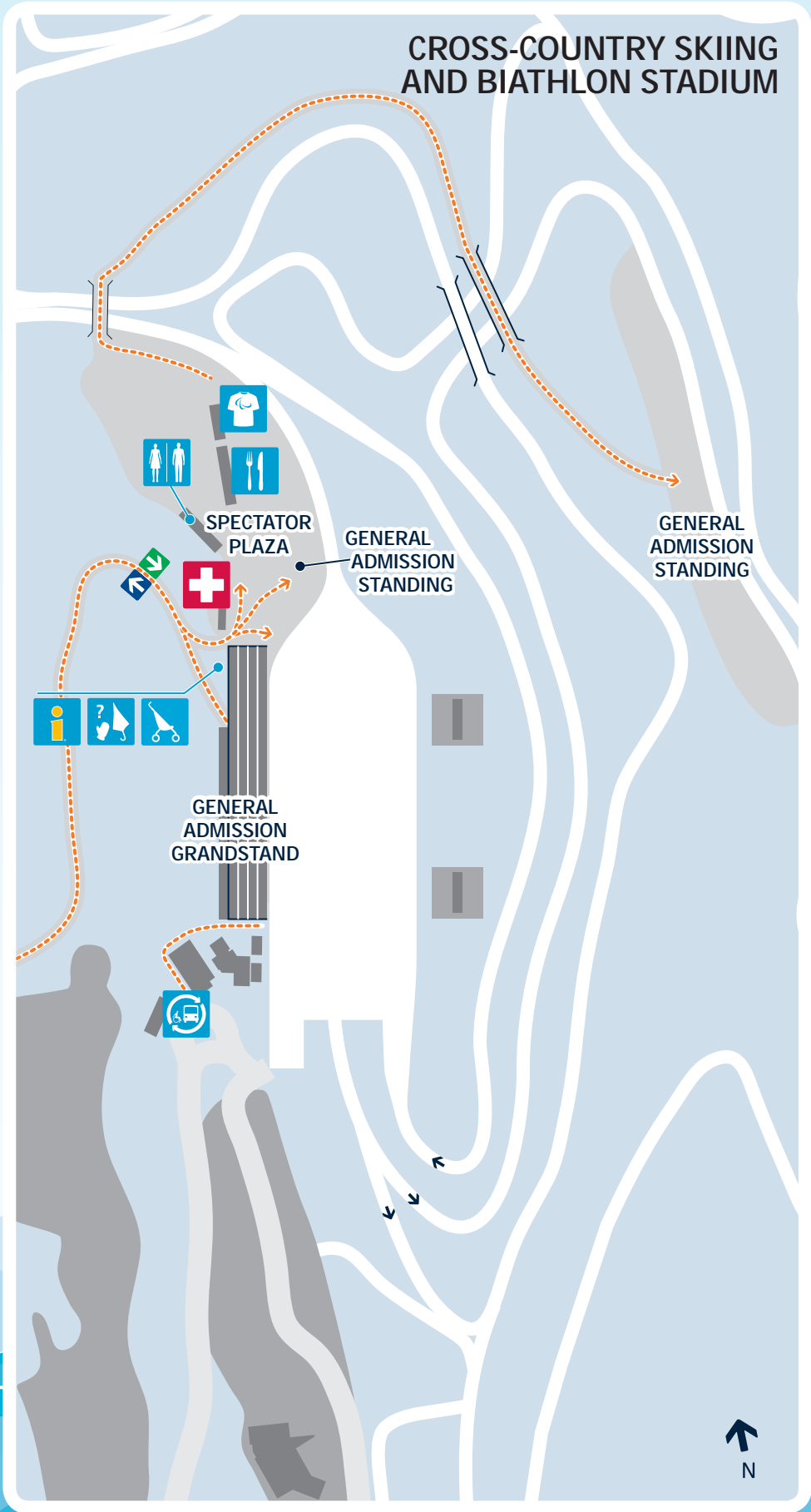


DON'T

Please remember that leaving and re-entering the venue is not permitted.

Tip As this venue has limited shelter, you could be outside for several hours. Be prepared for cold or wet weather.







Closing
Ceremony



Victory
Ceremonies

WHISTLER MEDALS PLAZA

GATES OPEN THREE HOURS PRIOR TO THE START OF THE CLOSING CEREMONY
AND TWO HOURS PRIOR TO THE START OF VICTORY CEREMONIES.

GETTING HERE



From Vancouver

Visit whistler.com for commercial motorcoach services.

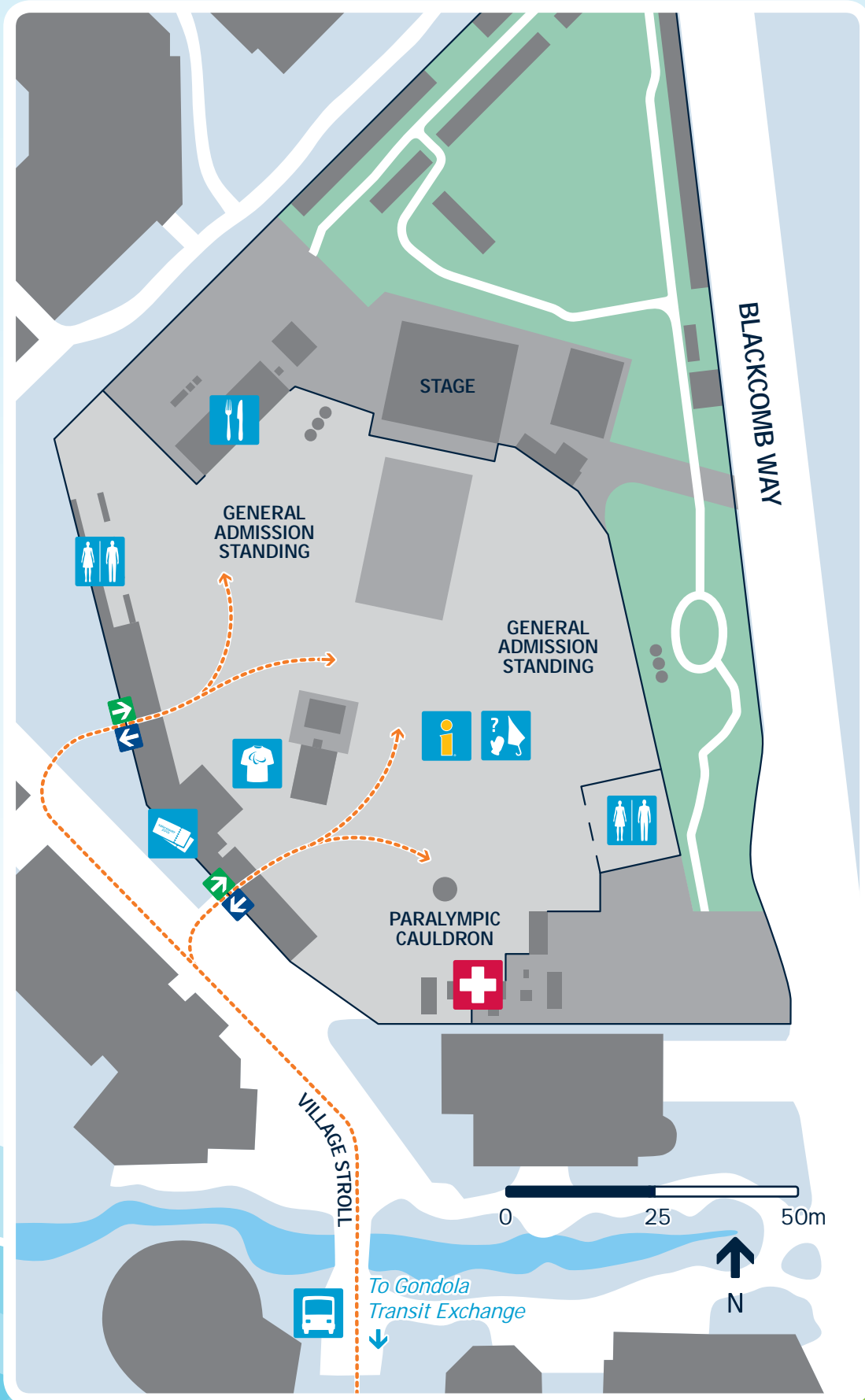


From Whistler

BC Transit has many accessible stops within Whistler.
The Gondola Transit Exchange is the main hub.

Tip Gates open at 16:00 for the
Closing Ceremony and 16:30 for the
nightly Victory Ceremonies.
Times are subject to change.







TICKETS

The ticket box office is located adjacent to the main entrance of the venue.
All events are general admission standing only.



INFORMATION

Lost and found is located at the venue.



ACCESSIBILITY

An accessible viewing area is available at this venue.



DO

Flash photography for personal use is allowed.

As this venue has no shelter, you could be outside for several hours.
Be prepared for extremely cold and wet weather. Dress appropriately,
wear layers and warm pants.



DON'T

Bringing large bags or unnecessary items is highly discouraged.
See **page 26** for regulations surrounding prohibited and restricted items and
actions — this will help keep the entry process smooth and efficient.



MARCH 13–18, 2010

CELEBRATE WITH THE WORLD'S BEST ATHLETES

Catch the medals' presentations,
then party at the celebration concert

AT WHISTLER MEDALS PLAZA, IN THE HEART OF WHISTLER VILLAGE



VISIT vancouver2010.com
FOR MORE INFORMATION



Wheelchair
Curling

VANCOUVER PARALYMPIC CENTRE

GATES OPEN ONE HOUR PRIOR TO THE START OF COMPETITION.

GETTING HERE



By rapid transit

Take the Canada Line to King Edward station, then walk 1.1 kilometres to the venue.



By bus

Bus routes: 3, 15, 25, 33



By bicycle

Take the Ontario Greenway **OR** Ridgeway Greenway (37th Avenue) **OR** the Yukon and 29th/30th/31st Avenue bikeways **OR** the Windsor bikeway via 30th and 31st Avenues.

Bike parking is located at the intersection of Peveril Avenue and Manitoba Street, near the main entrance to the venue.





Tip Dress appropriately and be prepared to sit in a chilly indoor environment for several hours.





TICKETS

The ticket box office is located on Dinmont Avenue outside the spectator entrance.

At the end of each session, you must leave the seating area — even if you have a ticket for the next game.



INFORMATION

Visit the information booth located on the spectator concourse near the spectator entrance if you have any questions concerning venue and competition information, tourist information or ticket resolution issues. Lost and found is also located at the information booth.



ACCESSIBILITY

An accessible shuttle will pick spectators up at King Edward station and take them to the corner of Dinmont Avenue and Nigel Avenue. Accessible seating is located on both sides of the rink on Level 100.



DO

Dress appropriately and be prepared to sit in a chilly indoor environment for several hours.

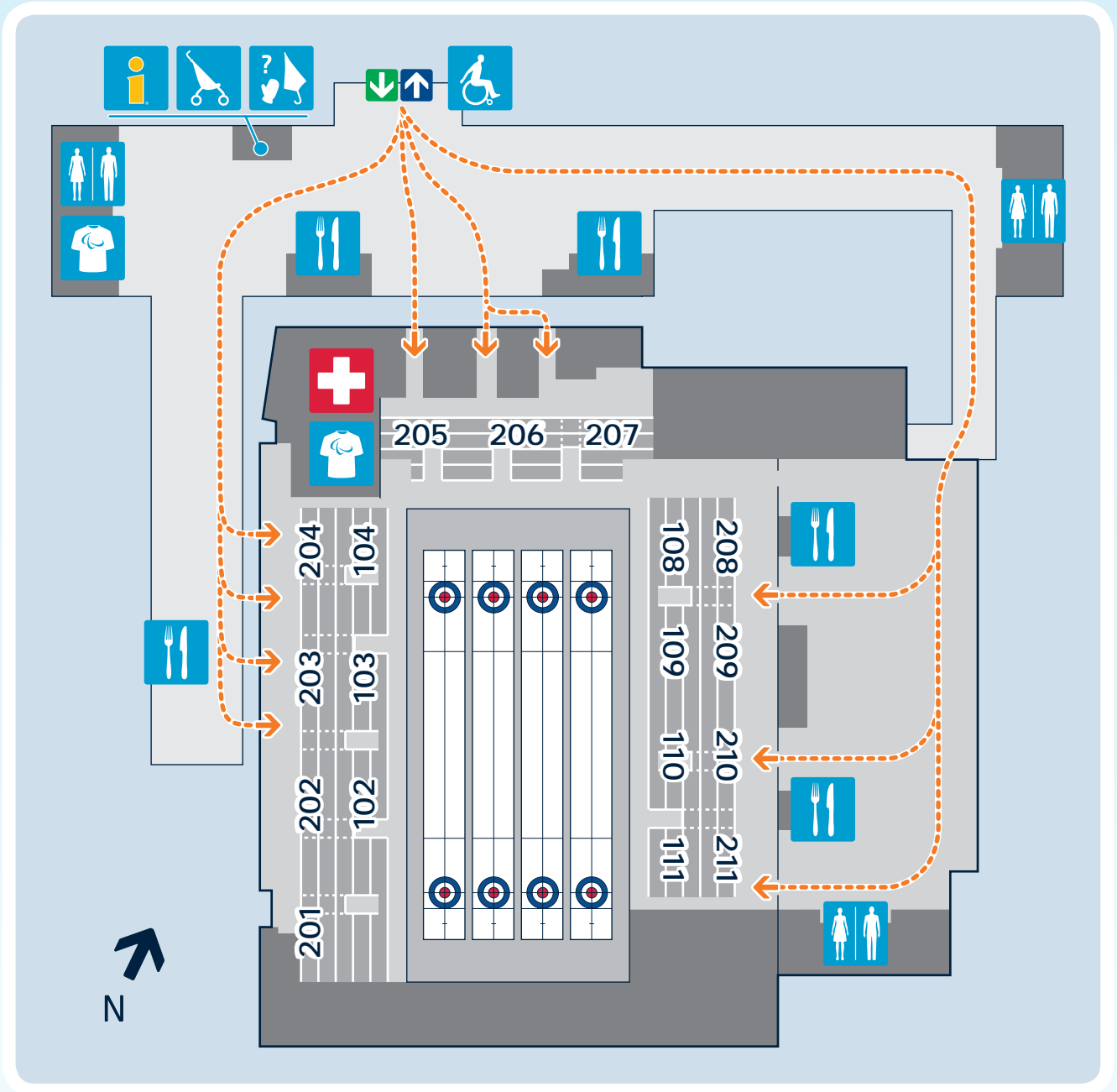


DON'T

Please remember that leaving and re-entering the venue is not permitted.



DID YOU KNOW curling stones weigh 19.1 kilograms? That's almost the same weight as four Vancouver Island marmots.





Ice Sledge
Hockey

UBC THUNDERBIRD ARENA

ALSO KNOWN AS THE DOUG MITCHELL
THUNDERBIRD SPORTS CENTRE

GATES OPEN TWO HOURS PRIOR TO THE START OF COMPETITION.

GETTING HERE



By rapid transit

Take the Canada Line to Broadway-City Hall station **OR** Expo Line/Millennium Line to Commercial-Broadway station, and then transfer onto the 99 B-Line express bus to UBC.



By bus

Primary bus route: 99 B-Line

Alternative bus routes: 4, 9, 17, 25, 33, 41, 43, 44, 49, 480, N17

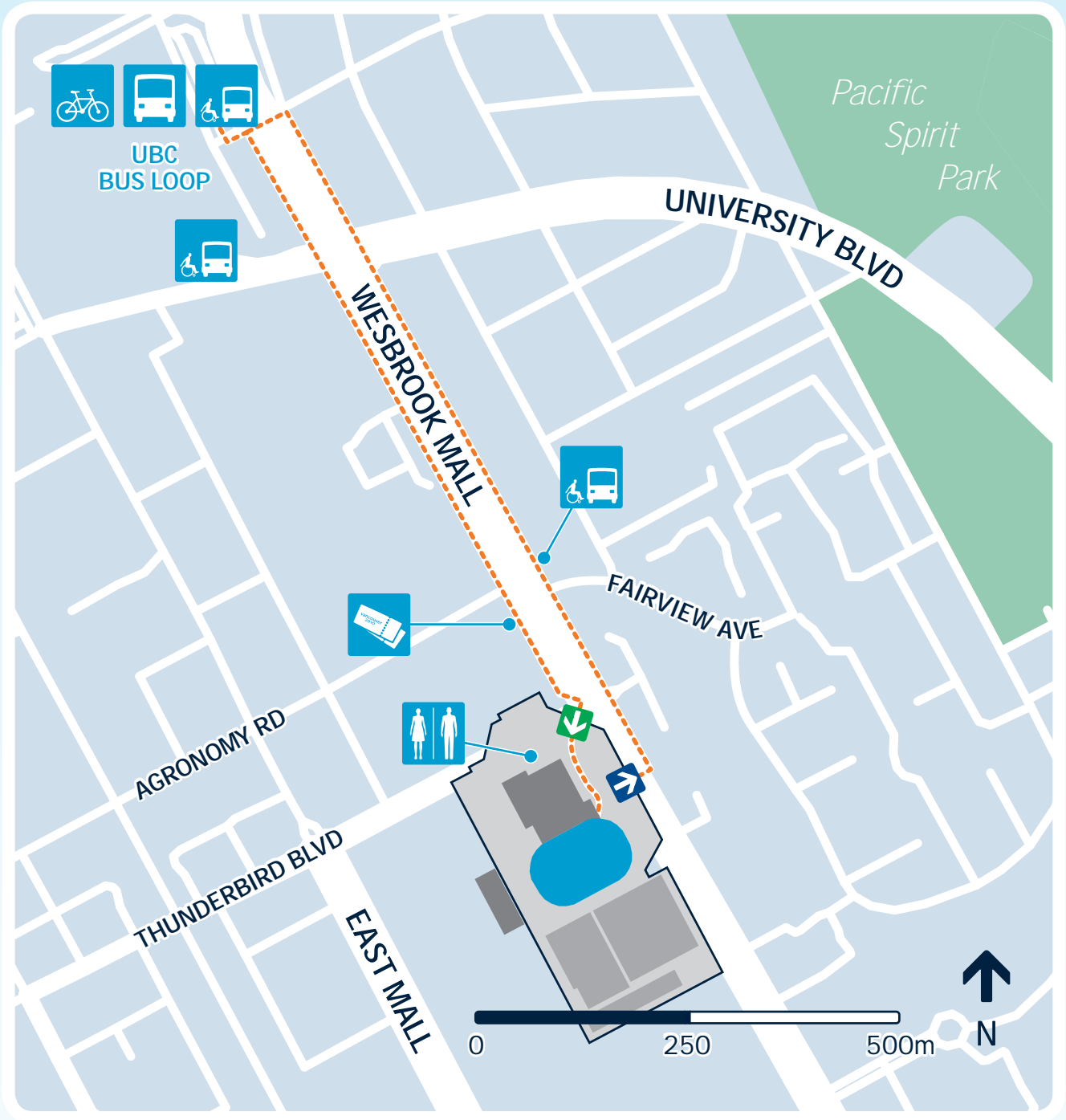


By bicycle

Take the Off-Broadway bike route and then University Boulevard to UBC.

Bike parking is located at the UBC Bus Loop, near the transportation drop-off.





Tip For your safety and the enjoyment of others, please remain in your seat while the puck is in play.





TICKETS

Ticket box offices are located at the intersection of Wesbrook Mall and Agronomy Road. Ticket resolution is located at the spectator entrance.

At the end of each session, you must leave the seating area — even if you have a ticket for the next game. Be aware that you may be outside in a spectator holding area for up to one hour prior to your session.



INFORMATION

Visit the information booth located at the spectator entrance if you have any questions concerning venue and competition information, or tourist information. Lost and found is also located at the information booth.



ACCESSIBILITY

An accessible shuttle will pick spectators up at the UBC Bus Loop and take them to the east side of Wesbrook Mall, north of Fairview Road. To reach the accessible seating area from the spectator entrance, take the elevator up one level.



DO

Dress appropriately and be prepared to sit in a chilly indoor environment for several hours.



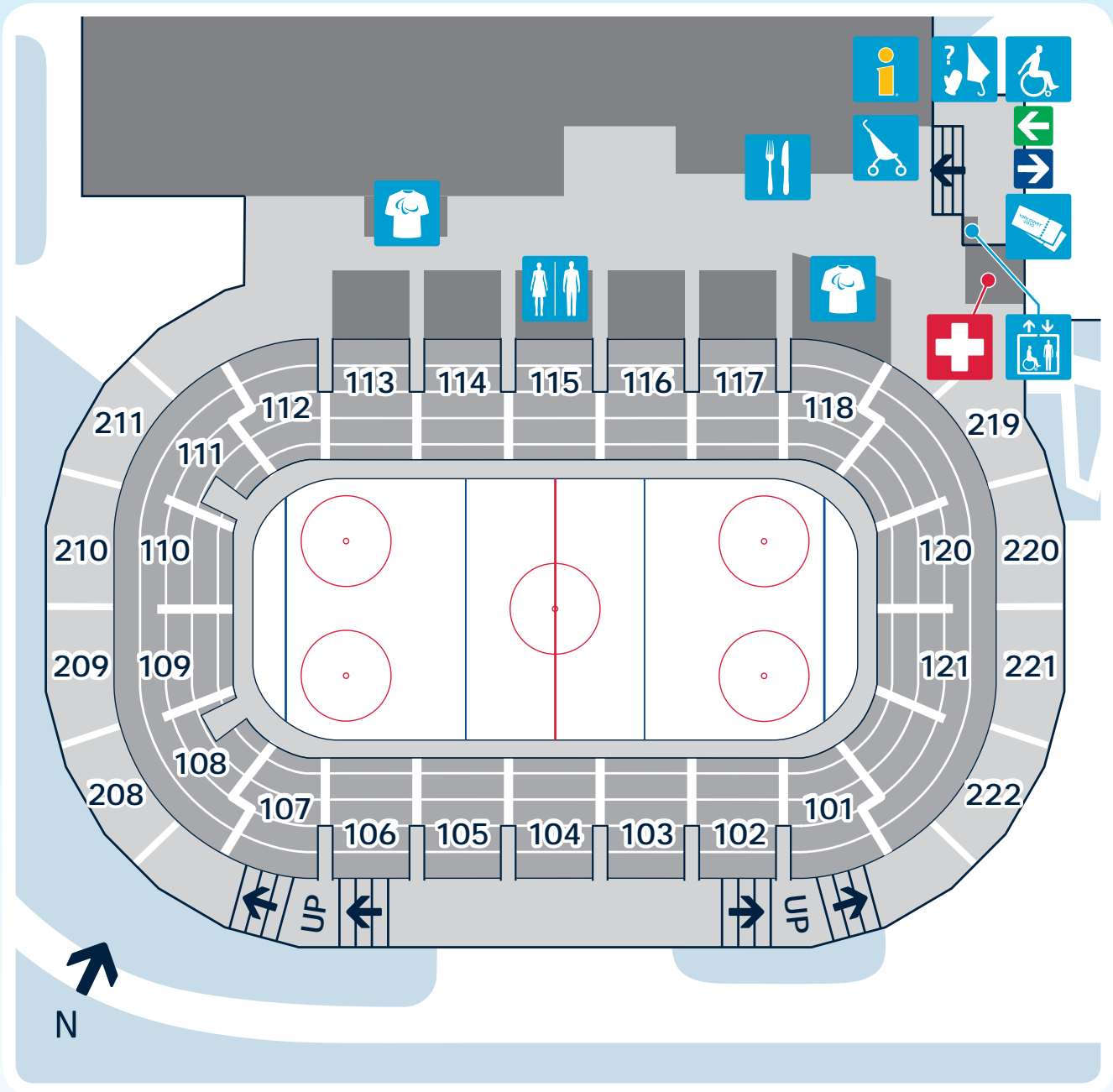
DON'T

Flash photography is not permitted.

Do not bring any large objects that may obstruct passage in the aisles.

Please remember that leaving and re-entering the venue is not permitted.





DID YOU KNOW that two of the three arenas in this venue are fitted with the Plexiglas boards required for ice sledge hockey? This makes UBC Thunderbird Arena the only arena in Vancouver accessible to ice sledge hockey teams.





Opening
Ceremony

BC PLACE

GATES OPEN FOUR HOURS PRIOR TO THE START OF THE OPENING CEREMONY.

GETTING HERE



By rapid transit

Take the Expo Line/Millennium Line to Stadium-Chinatown station **OR** Canada Line to Vancouver City Centre station.



Other downtown rapid transit options include stopping at Main Street-Science World, Yaletown Roundhouse, Waterfront or Granville stations, then walking to the venue.



By bus

Many direct routes serve downtown Vancouver from various points in Metro Vancouver (see translink.ca).

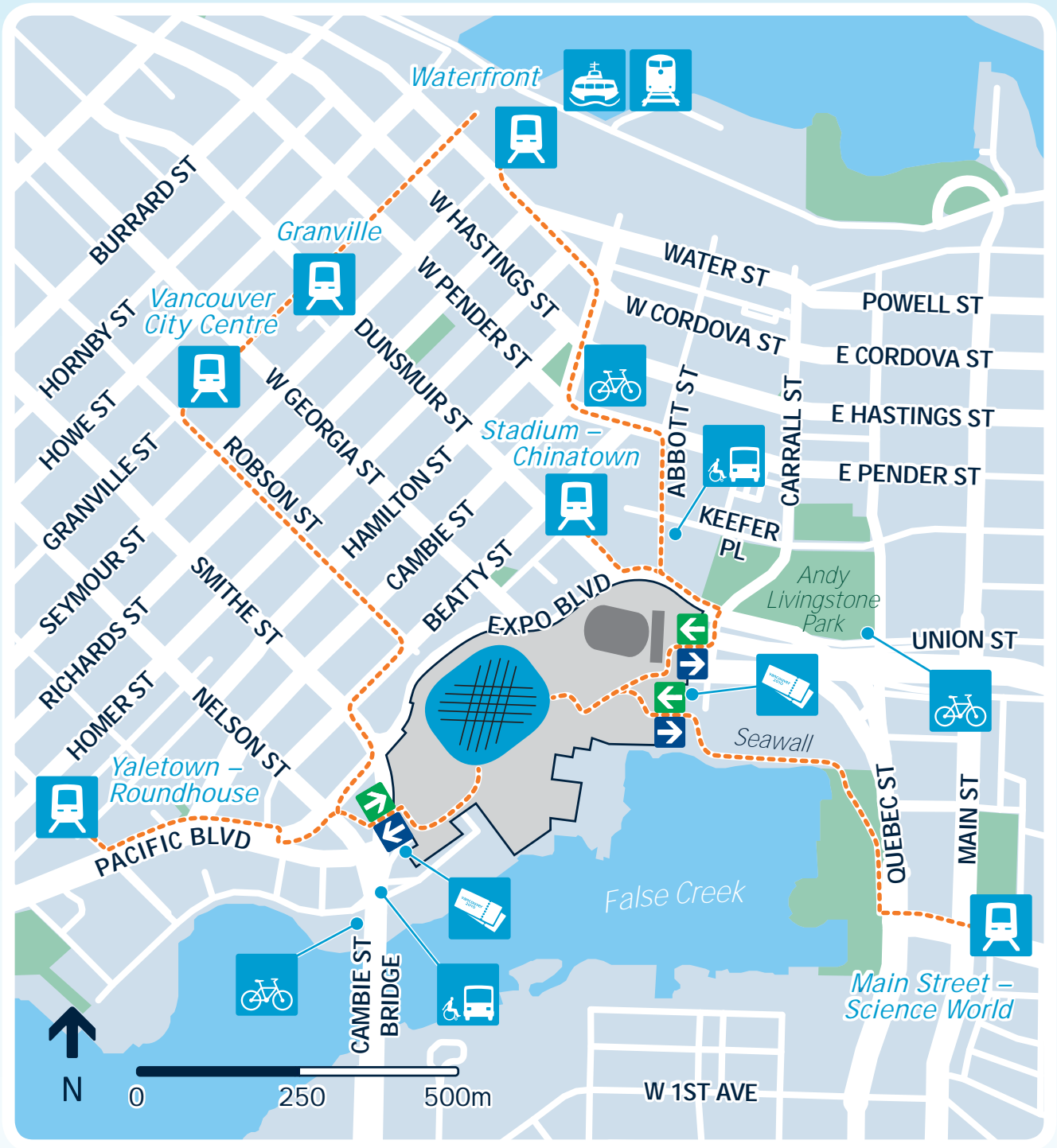


By bicycle

Access the nearby Seawall from Quebec Street, Carrall Greenway, Adanac bikeway, Central Valley Greenway or the Cambie Street Bridge.

Bike parking is located under the north end of the Cambie Street Bridge, near Andy Livingstone Park (Union Street at Quebec Street), and at the parkade at Cambie Street and Pender Street.





Tip Gates will open at 14:00 for the Opening Ceremony. You are asked to be in your seats by the start of the audience participation rehearsal at 17:00.



TICKETS

Ticket box offices are located on both the east and west side of the venue.

To save yourself some time, once you've cleared the security screening area, check your ticket and enter the venue through the correct gate. Signage will help direct you.



INFORMATION

Visit the information booths located on Level 2, Section 234 and on Level 4, Section 446 if you have any questions concerning venue and competition information, tourist information or ticket resolution issues. Lost and found is also located at the information booths.



ACCESSIBILITY

The closest accessible transportation drop-off area is located on the corner of Nelson Street and Marinaside Crescent. From here spectators can enter the venue through Gate J, located one level directly below Gate F. There is an additional accessible transportation drop-off area located on the corner of Abbott Street and Keefer Place. Accessible seating is integrated on Levels 2, 3 and 4 of the seating bowl.



DO

Flash photography for personal use is allowed.

Dress appropriately and wear layers. Although BC Place is an indoor venue, you may find yourself standing in line for an extended period of time in order to enter the venue.



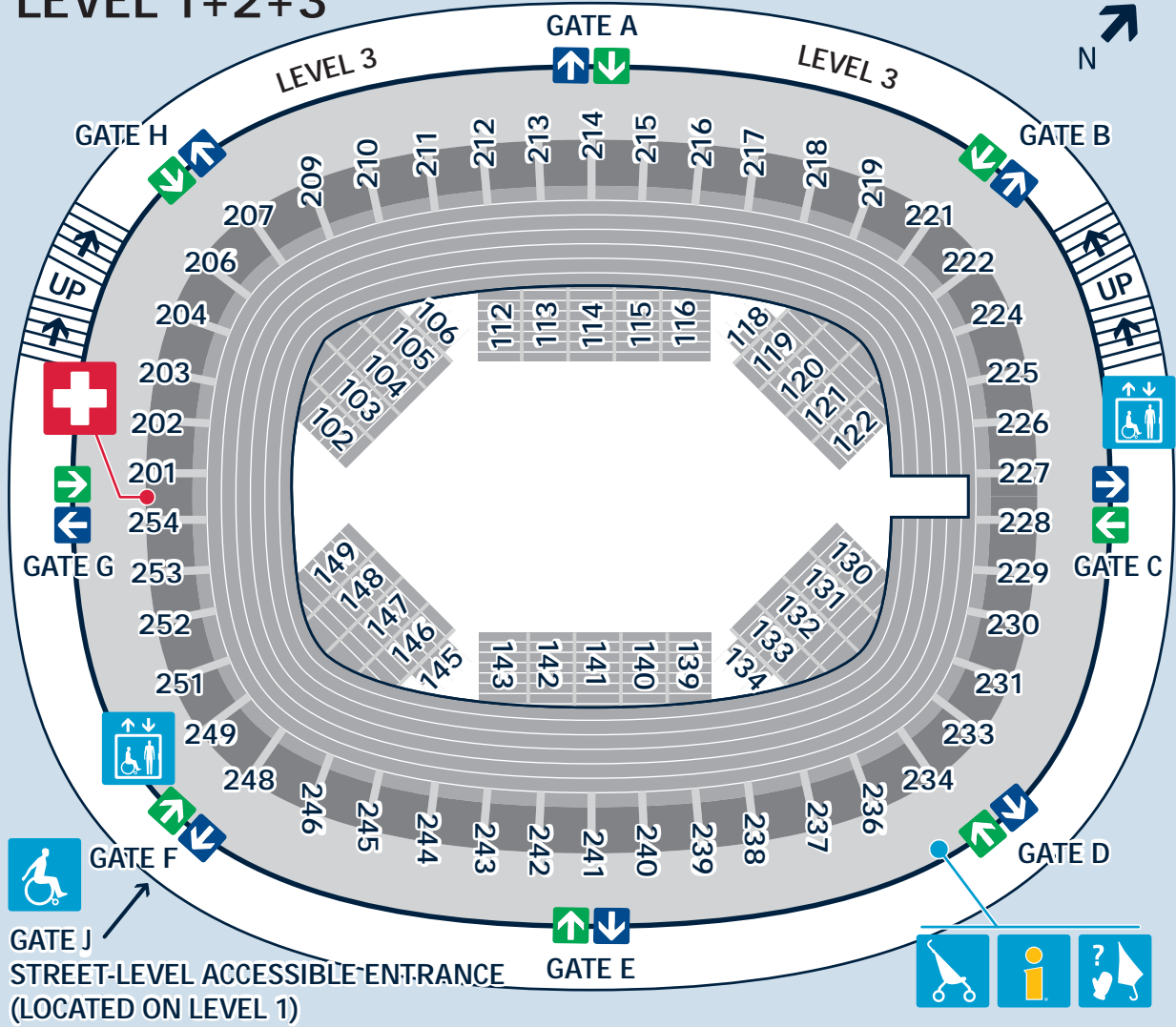


DON'T

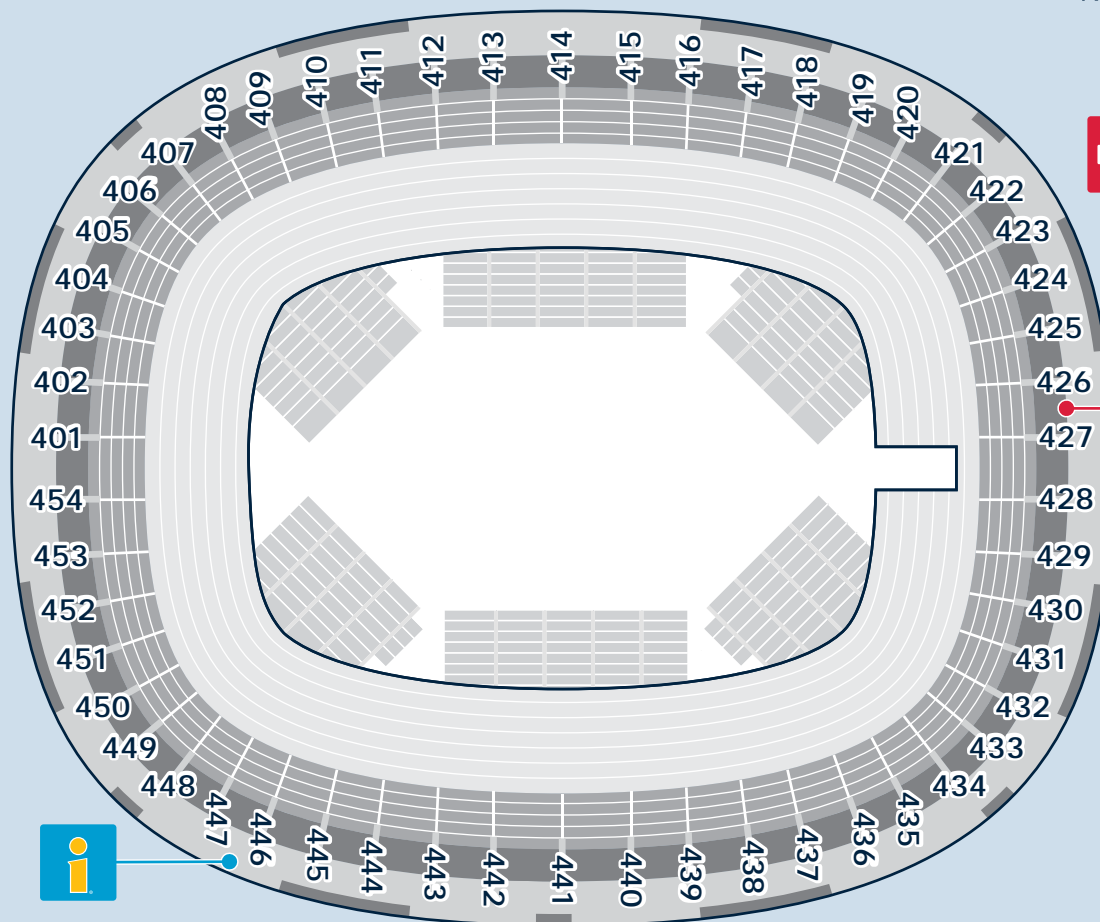
Bringing large bags or unnecessary items is highly discouraged. See **page 26** for regulations surrounding prohibited and restricted items and actions — this will help keep the entry process smooth and efficient. Delays at the security screening areas will increase the time you may have to wait before entering the venue.

Please remember that leaving and re-entering the venue is not permitted.

LEVEL 1+2+3



LEVEL 4



Concessions, merchandise kiosks and toilets are located throughout this venue.

